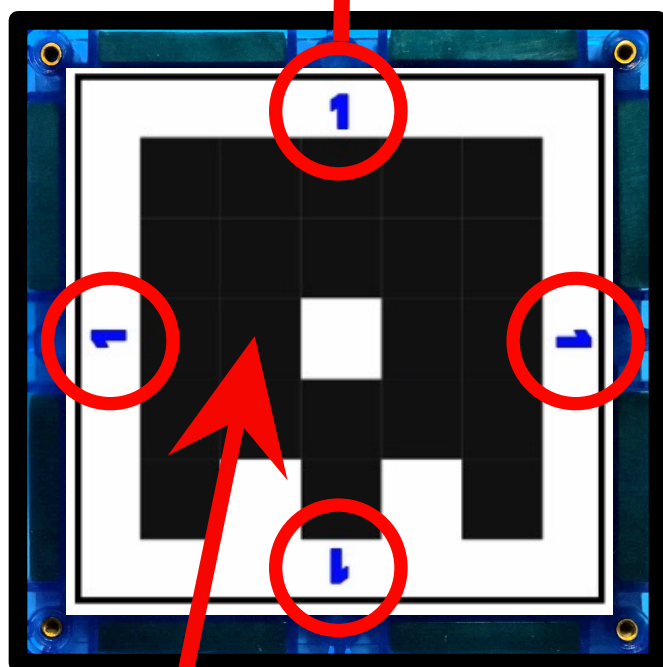


HOW TO USE PLICKER MAGNETS

Front Of Magnet

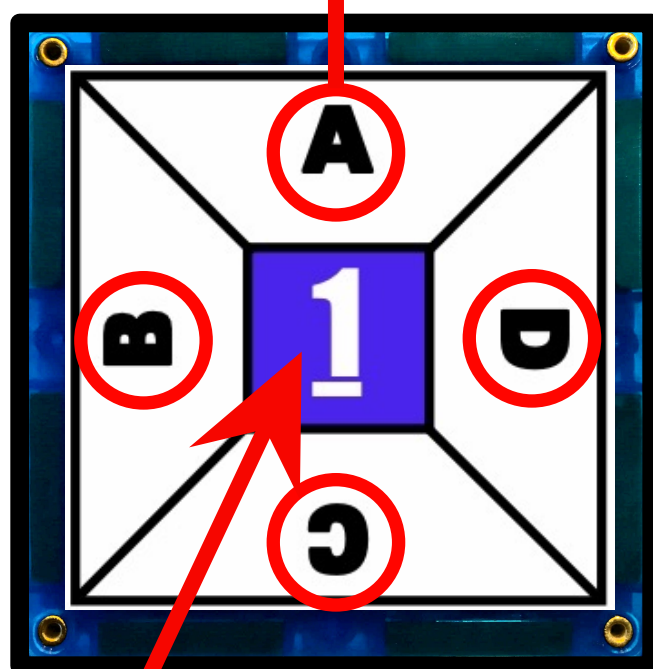
**STUDENT
NUMBER**



SCAN CODE

Back Of Magnet

**LETTER
ANSWERS**




STUDENT NUMBER

HOW TO USE PLICKER MAGNETS

**BEFORE YOU PUT YOUR
MAGNET ON THE BOARD,
MAKE SURE THE ANSWER
YOU WANT IS ON THE TOP
WITH THE CODE OF THE
MAGNET SHOWING.**

Back Of Magnet



Front Of Magnet

